



Oracle Insert Statements for DBAs and Developers

Daniel A. Morgan
email: dmorgan@forsythe.com
mobile: +1 206-669-2949
skype: damorgan11g
twitter: @meta7solutions



Introduction



Daniel Morgan




- ♣ Oracle ACE Director
 - Oracle Educator
 - 🏛 Curriculum author and primary program instructor at University of Washington
 - 🏛 Consultant: Harvard University
 - University Guest Lecturers
 - APAC: University of Canterbury (NZ)
 - EMEA: University of Oslo (Norway)
 - Latin America: Universidad Latina de Panama and Technologico de Costa Rica
 - IT Professional
 - First computer: IBM 360/40 in 1969: Fortran IV
 - Oracle Database since 1988-9
 - Beta Tester 10g, 11g, 12c, TimesTen, GoldenGate
 - The Morgan behind www.morganslibrary.org
 - Member Oracle Data Integration Solutions Partner Advisory Council
 - Co-Founder International GoldenGate Oracle Users Group
 - Principal Adviser: Forsythe **Meta7**



System/370-145 system console



My Websites: Morgan's Library



Morgan's Library

[www](#) [library](#)

International Oracle Events 2015-2016 Calendar

FebMarAprMayJunJulAugSepOctNovDecJan

The Library

The library is a spam-free on-line resource with code demos for DBAs and Developers. If you would like to see new Oracle database functionality added to the library ... just email us. Oracle 12.1.0.2.0 has been released and new features will be showing up for many weeks. The first updates have already been made.

Home


Resources

- [Library](#)
- [How Can I?](#)
- [Code Samples](#)
- [Presentations](#)
- [Links](#)
- [Book Reviews](#)
- [Downloads](#)
- [User Groups](#)
- [Blog](#)
- [Humor](#)


General

- [Contact](#)
- [About](#)
- [Services](#)
- [Legal Notice & Terms of Use](#)
- [Privacy Statement](#)

Presentations Map



MadDog Morgan




Training Events and Travels

- [IOUG, Chicago, Illinois - Mar 10](#)
- [UTOUG, Salt Lake City, Utah - Mar 11-12](#)
- [OUGN, Oslo, Norway - Mar 12-14](#)
- [Collaborate, Las Vegas, Nevada - Apr 12-16](#)
- [NYOUG, New York, NY - May 19](#)
- [GLOC, Cleveland, Ohio - May 19-20](#)


Next Event: 27 January, Redwood Shores, CA

Oracle Events




Click on the map to find an event near you

Morgan





aboard USA-71





Library News


- [Morgan's Blog](#)
- [Join the Western Washington OUG](#)
- [Morgan's Oracle Podcast](#)
- [US Govt. Mil. STIGs \(Security Checklists\)](#)
- [Bryn Llewellyn's PL/SQL White Paper](#)
- [Bryn Llewellyn's Editioning White Paper](#)
- [Explain Plan White Paper](#)



ACE News

 Would you like to become an Oracle ACE? 

Learn more about becoming an ACE



- [ACE Directory](#)
- [ACE Google Map](#)
- [ACE Program](#)
- [Stanley's Blog](#)

Congratulations to our newest ACE Director Jim Czuprynski



What Meta7 Brings To The Party


- The "Oracle Only" division of Forsythe focused on only the Red Stack
- A team of skilled professionals with
 - Extensive experience across multiple industries
 - Deep specialization in core Oracle technologies
 - Hardware
 - Licensing
 - Professional Services
 - 0% off-shoring: All work performed by US residents
- Reliable on-time and on-budget delivery
- Corporate headquarters in Chicago, Illinois
- New, State-of-the-Art Technology Evaluation Center
- Secure hosting and Managed Services in our own Tier 3 data center on the same power grid and fibre as O'Hare airport
- Flexible financial support



What Meta7 Brings To The Party (2:2)

Product Area	Strategy
Cloud Solutions	Oracle Optimized Solution for Enterprise Cloud Infrastructure
Database	Oracle Database 11g
Database	Oracle Database 11g Data Warehousing
Database	Oracle Database 12c
Database	Oracle Enterprise Manager 12c
Database	Oracle Real Application Clusters 11g
Engineered Systems	Oracle Database Appliance Specialization
Engineered Systems	Oracle Exadata Database Machine
Industries	Professional Services
Middleware	GoldenGate 12.2
Servers and Storage Systems	Oracle Linux 5
Servers and Storage Systems	Oracle Solaris 10
Servers and Storage Systems	Oracle Solaris 11
Servers and Storage Systems	Oracle VM 3
Servers and Storage Systems	Oracle ZFS Storage
Servers and Storage Systems	SPARC Enterprise Entry-Midrange M-Series Servers
Servers and Storage Systems	SPARC T2 and T3-Based Servers
Servers and Storage Systems	SPARC T4-Based Servers
Servers and Storage Systems	SPARC T5-Based Servers
Servers and Storage Systems	Sun ZFS Storage Appliance



A night-time photograph of the Golden Gate Bridge, illuminated with its characteristic orange lights. The bridge spans across the water, with the city lights of San Francisco visible in the background. The sky is dark, and the bridge's structure is clearly visible against the night sky.

Zero Downtime Database Migrations with GoldenGate

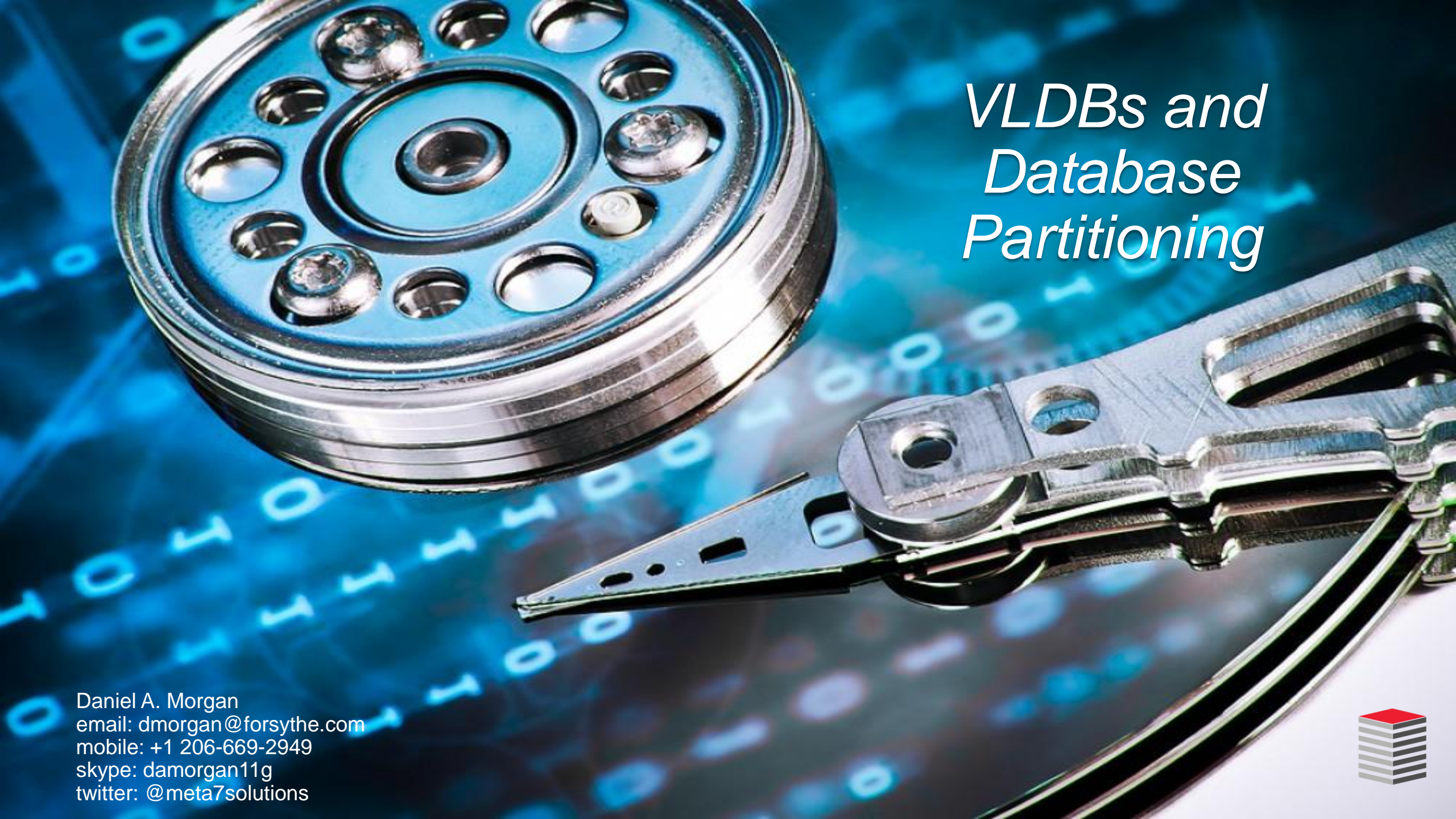
Daniel A. Morgan
email: dmorgan@forsythe.com
mobile: +1 206-669-2949
skype: damorgan11g
twitter: @meta7solutions



Oracle Database Security

Daniel A. Morgan
email: dmorgan@forsythe.com
mobile: +1 206-669-2949
skype: damorgan11g
twitter: @meta7solutions





VLDBs and Database Partitioning

Daniel A. Morgan
email: dmorgan@forsythe.com
mobile: +1 206-669-2949
skype: damorgan11g
twitter: @meta7solutions



Database Performance



Daniel A. Morgan
email: dmorgan@forsythe.com
mobile: +1 206-669-2949
skype: damorgan11g
twitter: @meta7solutions



Oracle DBaaS Migration Road Map



Daniel A. Morgan
email: dmorgan@forsythe.com
mobile: +1 206-669-2949
skype: damorgan11g
twitter: @meta7solutions



IT Fire Fighting

Daniel A. Morgan
email: dmorgan@forsythe.com
mobile: +1 206-669-2949
skype: damorgan11g
twitter: @meta7solutions



Travel Log: 2010 - Lima Peru



Travel Log: 2013 - Beijing China



Travel Log: 2014 - Galapagos Islands Ecuador



Travel Log: 2015 - Turkey



Travel Log: 2016 - California



Content Density Warning



Take Notes ... Ask Questions



Why Am I Focusing On INSERT Statements?

- Because no one else is
- Because Oracle University doesn't teach this material
- Because there are 17 pages in the 12c docs on INSERT statements
- Because almost no one knows the full syntax for basic DML statements
- Because we have now spent more than 30 years talking about performance tuning and yet the number one conference and training topic remains tuning which proves that we need to stop focusing on edge cases and focus, instead, on the basics
- Because explain plans, AWR Reports, and trace files will never fix a problem if you don't know the full range of syntaxes available
- Because the best way to achieve high performance is to choose techniques that reduce resource utilization



Insert Statements



SQL DML

- DML stands for **D**ata **M**anipulation **L**anguage
- DML is a direct reference to the following SQL statements
 - INSERT
 - UPDATE
 - DELETE
 - MERGE



SQL INSERT Statement Topics

- Basic Insert
- INSERT WHEN
- INSERT ALL
- INSERT ALL WHEN
- INSERT FIRST WHEN
- INSERT INTO A SELECT STATEMENT
- INSERT WITH CHECK OPTION
- View Inserts
- Editioning View Inserts
- Partitioned Table Insert
- Tables with Virtual Columns Insert
- Tables with Hidden Columns Insert
- Create Table As Inserts
- Nested Table Inserts
- VARRAY Table Inserts
- MERGE Statement Insert



PL/SQL INSERT Statement Topics

- Record inserts
- FORALL INSERTs
- FORALL MERGE Inserts
- LOB Inserts
- DBMS_SQL Dynamic Inserts
- Native Dynamic SQL Inserts
- RETURNING Clause with a Sequence
- RETURNING Clause with an Identity Column



Performance Tuning INSERT Statement Topics

- Too Many Columns
- Column Ordering
- Aliasing and Fully Qualified Names
- Implicit Casts
- APPEND hint
- APPEND_VALUES hint
- DBMS_ERRLOG built-in package
 - `CHANGE_DUPKEY_ERROR_INDEX` hint
 - `IGNORE_ON_DUPKEY_INDEX` hint
- DBMS_STATS
- Insert Statement Most Common Error



SQL Insert Statements



Basic INSERT Statement (1:2)

- Use this syntax to perform inserts into a single column in a heap, global temporary, IOT, and most partitioned tables

```
INSERT INTO <table_name>  
(<column_name>  
VALUES  
(<value>);
```

```
CREATE TABLE state (  
state_abbrev VARCHAR2(2));  
  
INSERT INTO state  
(state_abbrev)  
VALUES  
( 'NY' );  
  
COMMIT;  
  
SELECT * FROM state;
```



Basic INSERT Statement (2:2)

- Use this syntax to perform inserts into a single column in a heap, global temporary, IOT, and most partitioned tables

```
INSERT INTO <table_name>
(<column_name>, <column_name> [,...])
VALUES
(<value>, <value> [,<value>]);
```

```
CREATE TABLE state (
state_abbrev VARCHAR2(2) ,
state_name   VARCHAR2(30));
```

```
INSERT INTO state
(state_abbrev, state_name)
VALUES
('NY', 'New York');
```

```
COMMIT;
```

```
SELECT * FROM state;
```



INSERT WHEN

- Use this syntax to conditionally insert rows into multiple tables

```
INSERT
WHEN (<condition>) THEN
    INTO <table_name> (<column_list>)
    VALUES (<values_list>)
WHEN (<condition>) THEN
    INTO <table_name> (<column_list>)
    VALUES (<values_list>)
ELSE
    INTO <table_name> (<column_list>)
    VALUES (<values_list>)
SELECT <column_list> FROM <table_name>;
```

```
INSERT
WHEN (deptno=10) THEN
    INTO emp_10 (empno,ename,job,mgr,sal,deptno)
    VALUES (empno,ename,job,mgr,sal,deptno)
WHEN (deptno=20) THEN
    INTO emp_20 (empno,ename,job,mgr,sal,deptno)
    VALUES (empno,ename,job,mgr,sal,deptno)
WHEN (deptno=30) THEN
    INTO emp_30 (empno,ename,job,mgr,sal,deptno)
    VALUES (empno,ename,job,mgr,sal,deptno)
ELSE
    INTO leftover (empno,ename,job,mgr,sal,deptno)
    VALUES (empno,ename,job,mgr,sal,deptno)
SELECT * FROM emp;
```



INSERT ALL

- Use this syntax to unconditionally insert data into multiple tables
- Note that columns can go into one target table, multiple target tables, or all target tables

```
INSERT ALL  
  INTO <table_name> VALUES <column_name_list>  
  INTO <table_name> VALUES <column_name_list>  
  ...  
<SELECT Statement>;
```

```
INSERT ALL  
  INTO ap_cust VALUES (customer_id, program_id, delivered_date)  
  INTO ap_orders VALUES (order_date, program_id)  
SELECT program_id, delivered_date, customer_id, order_date  
FROM airplanes;
```



INSERT ALL WHEN

- With "ALL", the default value, the database evaluates each WHEN clause sequentially and can insert with each row multiple times if there are multiple matches

```
INSERT ALL
WHEN (<condition>) THEN
  INTO <table_name> (<column_list>)
  VALUES (<values_list>)
WHEN (<condition>) THEN
  INTO <table_name> (<column_list>)
  VALUES (<values_list>)
ELSE
  INTO <table_name> (<column_list>)
  VALUES (<values_list>)
SELECT <column_list> FROM <table_name>;
```

```
INSERT ALL
WHEN (deptno=10) THEN
  INTO emp_10 (empno,ename,job,mgr,sal,deptno)
  VALUES (empno,ename,job,mgr,sal,deptno)
WHEN (deptno=20) THEN
  INTO emp_20 (empno,ename,job,mgr,sal,deptno)
  VALUES (empno,ename,job,mgr,sal,deptno)
WHEN (deptno<=30) THEN
  INTO emp_30 (empno,ename,job,mgr,sal,deptno)
  VALUES (empno,ename,job,mgr,sal,deptno)
ELSE
  INTO leftover (empno,ename,job,mgr,sal,deptno)
  VALUES (empno,ename,job,mgr,sal,deptno)
SELECT * FROM emp;
```



INSERT FIRST WHEN

- With "FIRST" the database evaluates each WHEN clause in the order in which it appears in the statement and only performs an insert for the first match

```
INSERT FIRST
WHEN <condition> THEN
  INTO <table_name> VALUES <column_name_list>
  INTO <table_name> VALUES <column_name_list>
...
<SELECT Statement>;
```

```
INSERT FIRST
WHEN customer_id < 'I' THEN
  INTO cust_ah
  VALUES (customer_id, program_id, delivered_date)
WHEN customer_id < 'Q' THEN
  INTO cust_ip
  VALUES (customer_id, program_id, delivered_date)
WHEN customer_id > 'PZZZ' THEN
  INTO cust_qz
  VALUES (customer_id, program_id, delivered_date)
SELECT program_id, delivered_date, customer_id, order_date
FROM airplanes;
```



INSERT into a SELECT Statement

- Use this syntax to INSERT rows into a table a part of a SELECT statement from itself or one or more different tables

```
INSERT INTO <table_name>
(<SELECT Statement>);
```

```
CREATE TABLE state (
  zip_code      VARCHAR2(5) NOT NULL,
  state_abbrev  VARCHAR2(2) NOT NULL,
  city_name     VARCHAR2(30));

INSERT INTO (
  SELECT deptno, dname, loc
  FROM dept)
VALUES (99, 'TRAVEL', 'SEATTLE');
```



INSERT with Check Option

- Use this syntax to limit inserted rows to only those that pass CHECK OPTION validation

```
INSERT INTO (  
<SQL_statement> WITH CHECK OPTION)  
VALUES  
(value_list);
```

```
INSERT INTO (  
SELECT deptno, dname, loc  
FROM dept  
WHERE deptno < 30 WITH CHECK OPTION)  
VALUES (99, 'TRAVEL', 'SEATTLE');
```



INSERTing into a View

- Evaluate whether a view column is insertable
- Views with aggregations, CONNECT BY, and other syntaxes may not be insertable

```
desc cdb_updatable_columns
```

```
SELECT cuc.con_id, cuc.owner, cuc.insertable, COUNT(*)
FROM cdb_updatable_columns cuc
WHERE (cuc.con_id, cuc.owner, cuc.table_name) IN
      (SELECT cv.con_id, cv.owner, cv.view_name
       FROM cdb_views cv)
GROUP BY cuc.con_id, cuc.owner, cuc.insertable
ORDER BY 1,2,3;
```

CON_ID	OWNER	INS	COUNT (*)
2	ORDSYS	NO	4
2	ORDSYS	YES	4
2	SYS	NO	45190
2	SYS	YES	22415
2	SYSTEM	NO	172
2	SYSTEM	YES	14
2	WMSYS	NO	736
2	WMSYS	YES	160



INSERTing into an Editioning View

- All editioning views are insertable ... but be sure you are in the correct edition

```
SQL> CREATE EDITION demo_ed;

SQL> CREATE OR REPLACE EDITIONING VIEW test AS
  2  SELECT program_id, line_number
  3  FROM airplanes;

View created.

SQL> ALTER SESSION SET EDITION=demo_ed;

Session altered.

SQL> CREATE OR REPLACE EDITIONING VIEW test AS
  2  SELECT line_number, program_id
  3  FROM airplanes;

View created.

SQL> SELECT * FROM user_editioning_views_ae;
```

VIEW_NAME	TABLE_NAME	EDITION_NAME
TEST	AIRPLANES	ORA\$BASE
TEST	AIRPLANES	DEMO_ED



INSERTing into a Partitioned Table

- With HASH, LIST, and RANGE partitioning any INSERT statement will work
- With Partition by SYSTEM you must name the partition

```
CREATE TABLE syst_part (  
  tx_id    NUMBER(5),  
  begdate DATE)  
PARTITION BY SYSTEM (  
  PARTITION p1,  
  PARTITION p2,  
  PARTITION p3);  
  
INSERT INTO syst_part VALUES (1, SYSDATE-10);  
      *  
  
ERROR at line 1:  
ORA-14701: partition-extended name or bind variable must be used  
for DMLs on tables partitioned by the System method  
  
INSERT INTO syst_part PARTITION (p1) VALUES (1, SYSDATE-10);  
INSERT INTO syst_part PARTITION (p2) VALUES (2, SYSDATE);  
INSERT INTO syst_part PARTITION (p3) VALUES (3, SYSDATE+10);  
  
SELECT * FROM syst_part PARTITION(p2);
```



INSERTing into a Table With Virtual Columns

- Virtual columns will appear in a DESCRIBE statement but you cannot insert values into them

```
CREATE TABLE vcol (  
  salary      NUMBER(8),  
  bonus       NUMBER(3),  
  total_comp  NUMBER(10) AS (salary+bonus));  
  
desc vcol  
  
SELECT column_id, column_name, virtual_column  
FROM user_tab_cols  
WHERE table_name = 'VCOL'  
  
INSERT INTO vcol  
  (salary, bonus, total_comp)  
VALUES  
  (1,2,3);  
  
INSERT INTO vcol  
  (salary, bonus)  
VALUES  
  (1,2);  
  
SELECT * FROM vcol;
```



INSERTing into a Table with Invisible Columns

- Invisible columns will not appear in a DESCRIBE statement but you can insert into them directly

```
CREATE TABLE vis (  
  rid      NUMBER,  
  testcol  VARCHAR2(20));  
  
CREATE TABLE invis (  
  rid      NUMBER,  
  testcol  VARCHAR2(20) INVISIBLE);  
  
desc vis  
  
desc invis  
  
SELECT table_name, column_name, hidden_column  
FROM user_tab_cols  
user_tab_columns -- not found in  
WHERE table_name like '%VIS';  
  
INSERT INTO invis  
  (rid, testcol)  
VALUES  
  (1, 'TEST');  
  
SELECT * FROM invis;  
  
SELECT rid, testcol FROM invis;
```



CREATE TABLE as an INSERT Statement

- Use this syntax to create a new table as the result of a SELECT statement from one or more source tables

```
CREATE TABLE <table_name> AS  
<SELECT Statement>;
```

```
CREATE TABLE column_subset AS  
SELECT col1, col3, col5  
FROM servers;  
  
desc column_subset  
  
SELECT COUNT(*)  
FROM column_subset;
```



Nested Table Insert

- Cast column values using the object column's data type

```
CREATE OR REPLACE NONEDITIONABLE TYPE CourseList AS TABLE OF VARCHAR2(64);  
/  
  
CREATE TABLE department (  
    name      VARCHAR2(20),  
    director  VARCHAR2(20),  
    office    VARCHAR2(20),  
    courses   CourseList)  
NESTED TABLE courses STORE AS courses_tab;  
  
INSERT INTO department  
(name, director, office, courses)  
VALUES  
(  
    'English', 'Tara Havemeyer', 'Breakstone Hall 205', CourseList(  
        'Expository Writing',  
        'Film and Literature',  
        'Modern Science Fiction',  
        'Discursive Writing',  
        'Modern English Grammar',  
        'Introduction to Shakespeare',  
        'Modern Drama',  
        'The Short Story',  
        'The American Novel'));
```



VARRAY Table Insert

- Cast column values using the VARRAY column's data type

```
CREATE OR REPLACE TYPE ProjectList AS VARRAY(50) OF Project;  
/  
  
CREATE TABLE department (  
  dept_id  NUMBER(2),  
  dname    VARCHAR2(15),  
  budget   NUMBER(11,2),  
  projects ProjectList);  
  
INSERT INTO department  
  (dept_id, dname, budget, projects)  
VALUES  
  (30, 'Accounting', 1205700,  
   ProjectList (Project(1, 'Design New Expense Report', 3250),  
                Project(2, 'Outsource Payroll', 12350),  
                Project(3, 'Evaluate Merger Proposal', 2750),  
                Project(4, 'Audit Accounts Payable', 1425)));
```



MERGE Statement Insert

- Use MERGE statements where an insert or other DML action is conditioned on the results of a SELECT statement result match

```
MERGE INTO bonuses b
USING (
  SELECT employee_id, salary, dept_no
  FROM employee
  WHERE dept_no =20) e
ON (b.employee_id = e.employee_id)
WHEN MATCHED THEN
  UPDATE SET b.bonus = e.salary * 0.1
  DELETE WHERE (e.salary < 40000)
WHEN NOT MATCHED THEN
  INSERT (b.employee_id, b.bonus)
  VALUES (e.employee_id, e.salary * 0.05)
  WHERE (e.salary > 40000);
```



PL/SQL Insert Statements



Record Inserts

- Use this syntax to insert based on an array that matches the target table rather than named individual columns
 - Adding a new column to the table will not break the statement

```
CREATE TABLE t AS
SELECT table_name, tablespace_name
FROM all_tables;

SELECT COUNT(*)
FROM t;

DECLARE
  trec  t%ROWTYPE;
BEGIN
  trec.table_name := 'NEW';
  trec.tablespace_name := 'NEW_TBSP';

  INSERT INTO t
  VALUES trec;

  COMMIT;
END;
/

SELECT COUNT(*) FROM t;
```



FORALL INSERTs (1:3)

- Use this syntax to greatly enhance performance but be sure you understand the concept of DIRECT LOAD INSERTs
- With this syntax I can insert 500,000 rows per second on my laptop
- Learn
 - Limits Clause
 - Save Exceptions
 - Partial Collections
 - Sparse Collections
 - In Indices Of Clause

```
CREATE OR REPLACE PROCEDURE fast_way AUTHID CURRENT_USER IS
  TYPE myarray IS TABLE OF parent%ROWTYPE;
  l_data myarray;

  CURSOR r IS
    SELECT part_num, part_name
    FROM parent;

  BatchSize CONSTANT POSITIVE := 1000;
BEGIN
  OPEN r;
  LOOP
    FETCH r BULK COLLECT INTO l_data LIMIT BatchSize;

    FOR j IN 1 .. l_data.COUNT LOOP
      l_data(j).part_num := l_data(j).part_num * 10;
    END LOOP;

    FORALL i IN 1..l_data.COUNT
      INSERT INTO child VALUES l_data(i);

    EXIT WHEN l_data.COUNT < BatchSize;
  END LOOP;
  COMMIT;
  CLOSE r;
END fast_way;
/
```



FORALL INSERTs (2:3)

- Use this syntax to greatly enhance performance but be sure you understand the concept of DIRECT LOAD INSERTs
- With this syntax I can insert 500,000 rows per second on my laptop
- Learn
 - Limits Clause
 - Save Exceptions
 - Partial Collections
 - Sparse Collections
 - In Indices Of Clause

```
CREATE OR REPLACE PROCEDURE fast_way AUTHID CURRENT_USER IS
  TYPE PartNum IS TABLE OF parent.part_num%TYPE
  INDEX BY BINARY_INTEGER;

  pnum_t PartNum;

  TYPE PartName IS TABLE OF parent.part_name%TYPE
  INDEX BY BINARY_INTEGER;

  pnam_t PartName;
BEGIN
  SELECT part_num, part_name
  BULK COLLECT INTO pnum_t, pnam_t
  FROM parent;

  FOR i IN pnum_t.FIRST .. pnum_t.LAST LOOP
    pnum_t(i) := pnum_t(i) * 10;
  END LOOP;

  FORALL i IN pnum_t.FIRST .. pnum_t.LAST
  INSERT INTO child
  (part_num, part_name)
  VALUES
  (pnum_t(i), pnam_t(i));
  COMMIT;
END fast_way;
/
```



FORALL INSERTs (3:3)

- Use this syntax to greatly enhance performance but be sure you understand the concept of DIRECT LOAD INSERTs
- With this syntax I can insert 500,000 rows per second on my laptop
- Learn
 - Limits Clause
 - Save Exceptions
 - Partial Collections
 - Sparse Collections
 - In Indices Of Clause

```
CREATE OR REPLACE PROCEDURE fast_way AUTHID CURRENT_USER IS
  TYPE parent_rec IS RECORD (
    part_num    dbms_sql.number_table,
    part_name   dbms_sql.varchar2_table);

  p_rec parent_rec;

  CURSOR c IS
    SELECT part_num, part_name FROM parent;

  l_done BOOLEAN;
BEGIN
  OPEN c;
  LOOP
    FETCH c BULK COLLECT INTO p_rec.part_num, p_rec.part_name
      LIMIT 500;
    l_done := c%NOTFOUND;

    FOR i IN 1 .. p_rec.part_num.COUNT LOOP
      p_rec.part_num(i) := p_rec.part_num(i) * 10;
    END LOOP;

    FORALL i IN 1 .. p_rec.part_num.COUNT
      INSERT INTO child
        (part_num, part_name)
      VALUES
        (p_rec.part_num(i), p_rec.part_name(i));

    EXIT WHEN (l_done);
  END LOOP;
  COMMIT;
  CLOSE c;
END fast_way;
/
```



FORALL MERGE Inserts

- Use this syntax to execute a MERGE statement using data in an array data (most likely selected using BULK COLLECT)

```
CREATE OR REPLACE PROCEDURE forall_merge AUTHID CURRENT_USER IS
  TYPE ridVal IS TABLE OF forall_tgt.rid%TYPE
  INDEX BY BINARY_INTEGER;
  l_data ridVal;
BEGIN
  SELECT rid BULK COLLECT INTO l_data
  FROM forall_src;

  FORALL i IN l_data.FIRST .. l_data.LAST
  MERGE INTO forall_tgt ft
  USING (
    SELECT rid
    FROM forall_src fs
    WHERE fs.rid = l_data(i)) al
  ON (al.rid = ft.rid)
  WHEN MATCHED THEN
    UPDATE SET upd = 'U'
  WHEN NOT MATCHED THEN
    INSERT (rid, ins, upd)
    VALUES (l_data(i), 'I', NULL);

  COMMIT;
END forall_merge;
/
```



LOB Insert

- When creating LOB objects be sure to use SecureFiles and be sure that you understand PCTVERSION, CHUNK, and other storage parameters
- Failure to understand how LOBs process undo can result in massive waste of space

```
DECLARE
  src_file BFILE;
  dst_file BLOB;
  lgh_file BINARY_INTEGER;
  retval   VARCHAR2(30);
BEGIN
  src_file := bfilename('CTEMP', 'sphere.mpg');

  INSERT INTO sct
    (rid, bcol)
  VALUES
    (1, EMPTY_BLOB())
  RETURNING bcol INTO dst_file;

  SELECT bcol
  INTO dst_file
  FROM sct
  WHERE rid = 1
  FOR UPDATE;

  dbms_lob.fileopen(src_file, dbms_lob.file_readonly);
  lgh_file := dbms_lob.getlength(src_file);
  dbms_lob.loadFromFile(dst_file, src_file, lgh_file);

  UPDATE sct
  SET bcol = dst_file
  WHERE rid = 1;

  dbms_lob.setContentType(dst_file, 'MPG Movie');
  retval := dbms_lob.getContentType(dst_file);
  dbms_output.put_line(retval);

  dbms_lob.fileclose(src_file);
END load_file;
/
```



DBMS_SQL Dynamic Inserts

- DBMS_SQL is the legacy implementation of dynamic SQL in the Oracle database introduced in version 7

```
CREATE OR REPLACE PROCEDURE single_row_insert(c1 NUMBER, c2 NUMBER, r OUT NUMBER) IS
  c NUMBER;
  n NUMBER;
BEGIN
  c := dbms_sql.open_cursor;

  dbms_sql.parse(c, 'INSERT INTO tab VALUES (:bnd1, :bnd2) ' || 'RETURNING c1*c2 into :bnd3', 2);

  dbms_sql.bind_variable(c, 'bnd1', c1);
  dbms_sql.bind_variable(c, 'bnd2', c2);
  dbms_sql.bind_variable(c, 'bnd3', r);

  n := dbms_sql.execute(c);

  dbms_sql.variable_value(c, 'bnd3', r); -- get value of outbind
  dbms_sql.close_cursor(c);
END single_row_insert;
/
```



Native Dynamic SQL Inserts

- Native Dynamic SQL has largely replaced DBMS_SQL as it is robust and more easily coded

```
BEGIN
  FOR i IN 1 .. 10000
  LOOP
    EXECUTE IMMEDIATE 'INSERT INTO t VALUES (:x)'
    USING i;
  END LOOP;
END;
/
```



RETURNING Clause with a Sequence

- Use this syntax to return values from an insert statement unknown to the program inserting the row

```
INSERT INTO <table_name>
(column_list)
VALUES
(values_list)
RETURNING <value_name>
INTO <variable_name>;
```

```
DECLARE
  x emp.empno%TYPE;
  r rowid;
BEGIN
  INSERT INTO emp
    (empno, ename)
  VALUES
    (seq_emp.NEXTVAL, 'Morgan')
  RETURNING rowid, empno
  INTO r, x;

  dbms_output.put_line(r);
  dbms_output.put_line(x);
END;
/
```



RETURNING Clause with an Identify Column

- Use this syntax to return values from an insert statement unknown to the program inserting the row

```
CREATE TABLE idcoltab (  
  rec_id NUMBER GENERATED ALWAYS AS IDENTITY,  
  coltxt VARCHAR2(30));  
  
DECLARE  
  rid idcoltab.rec_id%TYPE;  
BEGIN  
  INSERT INTO idcoltab  
    (coltxt)  
  VALUES  
    ('Morgan')  
  RETURNING rec_id  
  INTO rid;  
  
  dbms_output.put_line(rid);  
END;  
/
```



RETURNING Clause with Native Dynamic SQL

- Use this syntax to return values from an insert statement created using Native Dynamic SQL

```
DECLARE
  sql_stmt VARCHAR2(128);
  dno      dept_ret.deptno%TYPE;
BEGIN
  sql_stmt := 'INSERT INTO dept_ret (deptno, dname, location) ' ||
              'VALUES (seq.NEXTVAL, ''PERSONNEL'', ''SEATTLE'') ' ||
              'RETURNING deptno INTO :retval';
  EXECUTE IMMEDIATE sql_stmt RETURNING INTO dno;
  dbms_output.put_line(TO_CHAR(dno));
END;
/
```



Performance Tuning Insert Statements



Considerations

- Table structure
- Indexes
- Triggers
- It is always more efficient if you code it right once rather than making the database fix it thousands or millions of times



Too Many Columns

- Oracle claims that a table can contain up to 1,000 columns: It is not true. No database can do 1,000 columns no matter what their marketing claims may be
- The maximum number of real table columns is 255
- Break the 255 barrier and optimizations such as advanced and hybrid columnar compression no longer work
- A 1,000 column table is actually four segments joined together behind the scenes just as a partitioned table appears to be a single segment but isn't
- Be suspicious of any table with more than 50 columns. At 100 columns it is time to take a break and re-read the Codd-Date rules on normalization
- Think vertically not horizontally
- Be very suspicious of any table with column names in the form "SPARE1", "SPARE2", "..."
- The more columns a table has the more cpu is required when accessing columns to the right (as the table is displayed in a SELECT * query ... or at the bottom if the table is displayed by a DESCRIBE)



Column Ordering (1:2)

- Computers are not humans and tables are not paper forms
- CBO's column retrieval cost
 - Oracle stores columns in variable length format
 - Each row is parsed in order to retrieve one or more columns
 - Each subsequently parsed column introduces a cost of 20 cpu cycles regardless of whether it is of value or not
- These tables will be accessed by person_id or state: No one will ever put the address2 column into the WHERE clause as a filter ... they won't filter on middle initial either

Common Design

```
CREATE TABLE customers (  
  person_id    NUMBER,  
  first_name   VARCHAR2(30) NOT NULL,  
  middle_init  VARCHAR2(2),  
  last_name    VARCHAR2(30) NOT NULL,  
  address1     VARCHAR2(30),  
  address2     VARCHAR2(30),  
  city         VARCHAR2(30),  
  state        VARCHAR2(2));
```

Optimized Design

```
CREATE TABLE customers (  
  person_id    NUMBER,  
  last_name     VARCHAR2(30) NOT NULL,  
  state         VARCHAR2(2) NOT NULL,  
  city          VARCHAR2(30) NOT NULL,  
  first_name    VARCHAR2(30) NOT NULL,  
  address1      VARCHAR2(30),  
  address2      VARCHAR2(30),  
  middle_init   VARCHAR2(2));
```



Column Ordering (2:2)

- Proof column order matters

```
CREATE TABLE read_test AS
SELECT *
FROM apex_040200.wvv_flow_page_plugs
WHERE rownum = 1;
```

```
SQL> explain plan for
      2 select * from read_test;
```

PLAN_TABLE_OUTPUT

Id	Operation	Name	Rows	Bytes	Cost (%CPU)	Time
0	SELECT STATEMENT		1	214K	2 (0)	00:00:01
1	TABLE ACCESS FULL	READ_TEST	1	214K	2 (0)	00:00:01

```
-- fetch value from column 1
Final cost for query block SEL$1 (#0) - All Rows Plan:
Best join order: 1
Cost: 2.0002 Degree: 1 Card: 1.0000 Bytes: 13
Resc: 2.0002 Resc_io: 2.0000 Resc_cpu: 7271
Resp: 2.0002 Resp_io: 2.0000 Resc_cpu: 7271
```

```
-- fetch value from column 193
Final cost for query block SEL$1 (#0) - All Rows Plan:
Best join order: 1
Cost: 2.0003 Degree: 1 Card: 1.0000 Bytes: 2002
Resc: 2.0003 Resc_io: 2.0000 Resc_cpu: 11111
Resp: 2.0003 Resp_io: 2.0000 Resc_cpu: 11111
```



Aliasing and Fully Qualified Names

- When you do not use fully qualified names Oracle must do the work for you
- You write code once ... the database executes it many times

```
SELECT DISTINCT s.srvr_id
FROM servers s, serv_inst i
WHERE s.srvr_id = i.srvr_id;

SELECT DISTINCT s.srvr_id
FROM uwclass.servers s, uwclass.serv_inst i
WHERE s.srvr_id = i.srvr_id;
```



Implicit Casts

- Code that does not correctly define data types will either fail to run or run very inefficiently

The following example shows both the correct way and the incorrect way to work with dates. The correct way is to perform an explicit cast

```
SQL> create table t (  
    2  datecol date);  
  
Table created.  
  
SQL> insert into t values ('01-JAN-2012');  
  
1 row created.  
  
SQL> insert into t values (TO_DATE('01-JAN-2012'));  
  
1 row created.
```



Jonathan Lewis' Rules for Hints

1. Don't
2. If you must use hints, then assume you've used them incorrectly
3. On every patch or upgrade to Oracle, assume every piece of hinted SQL is going to do the wrong thing

Because of (2) above; you've been lucky so far, but the patch/upgrade lets you discover your mistake

4. Every time you apply some DDL to an object that appears in a piece of hinted SQL assume that the hinted SQL is going to do the wrong thing

Because of (2) above; you've been lucky so far, but the structural change lets you discover your mistake



APPEND Hint

- The APPEND hint enables direct-path INSERT if the database is running in serial mode. The database is in serial mode if you are not using Enterprise Edition. Conventional INSERT is the default in serial mode, and direct-path INSERT is the default in parallel mode
- In direct-path INSERT data is appended above the high-water mark potentially improving performance

```
INSERT /*+ APPEND */ INTO t  
SELECT * FROM servers;
```



APPEND_VALUES Hint

- Use this new 12c hint instructs the optimizer to use direct-path INSERT with the VALUES clause
- If you do not specify this hint, then conventional INSERT is used
- This hint is only supported with the VALUES clause of the INSERT statement
- If you specify it with an insert that uses the subquery syntax it is ignored

```
SQL> EXPLAIN PLAN FOR
2  INSERT INTO t
3  VALUES
4  ('XYZ');
```

```
SQL> SELECT * FROM TABLE(dbms_xplan.display);
```

Id	Operation	Name	Rows	Bytes	Cost (%CPU)	Time
0	INSERT STATEMENT		1	100	1 (0)	00:00:01
1	LOAD TABLE CONVENTIONAL	T				

```
SQL> EXPLAIN PLAN FOR
2  INSERT /*+ APPEND_VALUES */ INTO t
3  VALUES
4  ('XYZ');
```

```
SQL> SELECT * FROM TABLE(dbms_xplan.display);
```

Id	Operation	Name	Rows	Bytes	Cost (%CPU)	Time
0	INSERT STATEMENT		1	100	1 (0)	00:00:01
1	LOAD AS SELECT	T				
2	BULK BINDS GET					



CHANGE_DUPKEY_ERROR_INDEX Hint

- Use this hint to unambiguously identify a unique key violation for a specified set of columns or for a specified index
- When a unique key violation occurs for the specified index, an ORA-38911 error is reported instead of an ORA-00001

```
INSERT /*+ CHANGE_DUPKEY_ERROR_INDEX(T,TESTCOL) */ INTO t  
(testcol)  
VALUES  
( 'A' );
```



IGNORE_ON_DUPKEY_INDEX Hint

- This hint applies only to single-table INSERT operations
- It causes the statement to ignore a unique key violation for a specified set of columns or for a specified index
- When a unique key violation is encountered, a row-level rollback occurs and execution resumes with the next input row
- If you specify this hint when inserting data with DML error logging enabled, then the unique key violation is not logged and does not cause statement termination

```
INSERT /*+ IGNORE_ROW_ON_DUPKEY_INDEX(T,UC_T_TESTCOL) */ INTO t  
(testcol)  
VALUES  
(1);
```



- Provides a procedure that enables creating an error logging table so that DML operations can continue after encountering errors rather than performing an abort and rollback
- Tables with LONG, CLOB, BLOB, BFILE, and ADT data types are not supported
- LOG ERRORS effectively it turns array processing into single row processing, so it adds an expense at the moment of inserting, even though it saves you the overhead of an array rollback if a duplicate gets into the data (Jonathan Lewis)

```
CREATE TABLE t AS
SELECT *
FROM all_tables
WHERE 1=2;

ALTER TABLE t
ADD CONSTRAINT pk_t
PRIMARY KEY (owner, table_name)
USING INDEX;

ALTER TABLE t
ADD CONSTRAINT cc_t
CHECK (blocks < 11);

INSERT /*+ APPEND */ INTO t
SELECT *
FROM all_tables;
```



```
exec
dbms_errlog.create_error_log('T');

desc err$_t

INSERT /*+ APPEND */ INTO t
SELECT *
FROM all_tables
LOG ERRORS
REJECT LIMIT UNLIMITED;

SELECT COUNT(*) FROM t;

COMMIT;

SELECT COUNT(*) FROM t;

SELECT COUNT(*) FROM err$_t;

set linesize 121
col table_name format a30
col blocks format a7
col ora_err_mesg$ format a60

SELECT ora_err_mesg$, table_name,
blocks
FROM err$_t;
```



DBMS_STATS: Statistics

- System Stats
- Fixed Object Stats
- Dictionary Stats
- Set stats for new partitions so that when inserts take place the optimizer knows what you are inserting

```
SQL> exec dbms_stats.gather_system_stats('INTERVAL', 15);
```

```
SQL> SELECT * FROM sys.aux_stats$;
```

SNAME	PNAME	PVAL1	PVAL2
SYSSTATS_INFO	STATUS		COMPLETED
SYSSTATS_INFO	DSTART		05-27-2015 09:45
SYSSTATS_INFO	DSTOP		05-27-2015 09:51
SYSSTATS_INFO	FLAGS	0	
SYSSTATS_MAIN	CPUSPEEDNW	3010	
SYSSTATS_MAIN	IOSEEKTIM	10	
SYSSTATS_MAIN	IOTFRSPEED	4096	
SYSSTATS_MAIN	SREADTIM	3.862	
SYSSTATS_MAIN	MREADTIM	1.362	
SYSSTATS_MAIN	CPUSPEED	2854	
SYSSTATS_MAIN	MBRC	17	
SYSSTATS_MAIN	MAXTHR		
SYSSTATS_MAIN	SLAVETHR		



DBMS_STATS: Processing Rate (1:2)

- Processing Rate collection is new as of version 12cR1
- Besides the amount of work the optimizer also needs to know the HW characteristics of the system to understand how much time is needed to complete that amount of work
- Consequently, the HW characteristics describe how much work a single process can perform on that system, these are expressed as bytes per second and rows per second and are called processing rates
- As they indicate a system's capability it means you will need fewer processes (which means less DOP) for the same amount of work as these rates go higher; the more powerful a system is, the less resources you need to process the same statement in the same amount of time
- Processing rates are collected manually

```
SQL> exec dbms_stats.gather_processing_rate('START', 20);
```

```
SQL> SELECT operation_name, manual_value, calibration_value, default_value  
2 FROM v$optimizer_processing_rate  
3 ORDER BY 1;
```



DBMS_STATS: Processing Rate (2:2)

OPERATION_NAME	MANUAL_VAL	CALIBRATIO	DEFAULT_VA
AGGR			1000.00000
ALL			200.00000
CPU			200.00000
CPU_ACCESS			200.00000
CPU_AGGR			200.00000
CPU_BYTES_PER_SEC			1000.00000
CPU_FILTER			200.00000
CPU_GBY			200.00000
CPU_HASH_JOIN			200.00000
CPU_IMC_BYTES_PER_SEC			2000.00000
CPU_IMC_ROWS_PER_SEC			2000000.00
CPU_JOIN			200.00000
CPU_NL_JOIN			200.00000
CPU_RANDOM_ACCESS			200.00000
CPU_ROWS_PER_SEC			1000000.00000
CPU_SEQUENTIAL_ACCESS			200.00000
CPU_SM_JOIN			200.00000
CPU_SORT			200.00000
HASH			200.00000
IO			200.00000
IO_ACCESS			200.00000
IO_BYTES_PER_SEC			200.00000
IO_IMC_ACCESS			1000.00000
IO_RANDOM_ACCESS			200.00000
IO_ROWS_PER_SEC			1000000.00000
IO_SEQUENTIAL_ACCESS			200.00000
MEMCMP			500.00000
MEMCPY			1000.00000

SQL> exec dbms_stats.set_processing_rate('IO', 100);



INSERT Statement Most Common Error

- If you do not name columns DDL can break your statement and not doing so will use a less efficient code path

```
INSERT INTO <table_name>
(<comma_separated_column_name_list>)
VALUES
(<comma_separated_value_list>);
```

```
CREATE TABLE state (
  state_abbrev VARCHAR2(2),
  state_name   VARCHAR2(30),
  city_name    VARCHAR2(30));
```

```
INSERT INTO state
(state_abbrev, state_name)
VALUES
('NY', 'New York');
```

```
INSERT INTO state
VALUES
('NY', 'New York');
```



Wrap Up



Conclusion

- How comfortable are you with your knowledge of UPDATE and DELETE statements?
- The most important principle in INSERT statements, and everything else in Oracle is "do the least work"
 - Minimize CPU utilization
 - Minimize I/O
 - Take the load off the storage array
 - Off the HBA cards
 - Off the SAN switch
 - Off the Fibre
 - Minimize network utilization
 - Bandwidth
 - Round Trips
 - Minimize your memory footprint



*

ERROR at line 1:

ORA-00028: your session has been killed

Thank You

META7TM

A Division of Forsythe

Solutions for the Red Stack

Daniel A. Morgan
email: dmorgan@forsythe.com
mobile: +1 206-669-2949
skype: damorgan11g
twitter: @meta7solutions

